



# timeware<sup>®</sup> 2016

## I.T. system requirements



**INTERESTED?**  
Give us a call on  
**+44 (0)1706  
659368**



---

For more information about timeware® products, version updates, datasheets and reports, please refer to the timeware® community website:

[www.timeware.org](http://www.timeware.org)

We acknowledge the intellectual property rights of third parties, trade marks and brand names used within this document.

NMD<sup>3</sup> Ltd

---

[www.timeware.org](http://www.timeware.org)  
+44 (0)1706 659368





## Contents:

---

### Page

6. Examples of incorrectly configured systems
7. timeware® 'Simple' server specification
8. timeware® 'Standard' server specification
9. timeware® 'Complex' server specification

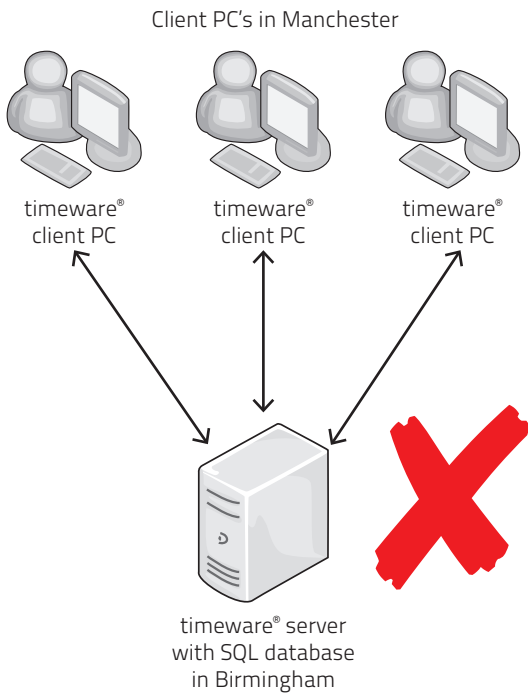
**\*DISCLAIMER\***

All the specifications made within this document are guides to follow, and may vary on a customer to customer basis. For further assistance, please contact timeware® support on 01706 658 222.

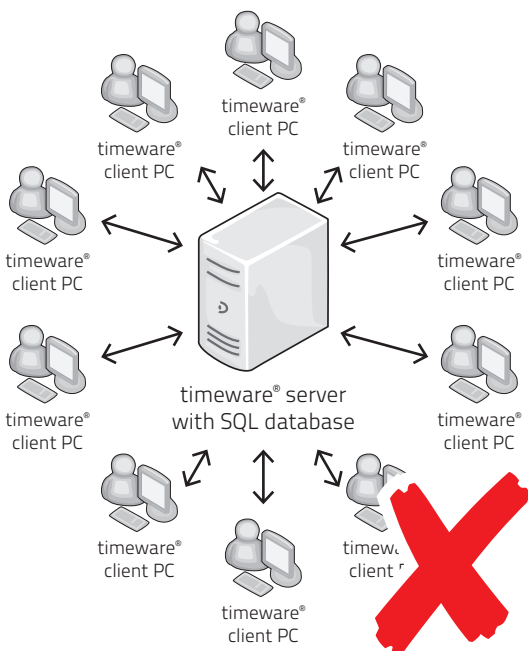


# Examples of incorrectly configured systems

In this section we outline examples of system configurations that are not recommended and will cause problems going forward ranging from slow speeds on the system to entire connection dropouts.



In this example we have client PC's that are located in Manchester and a timeware® server in Birmingham. This setup would cause a massive amount of problems with connectivity that would result in an unusable system. It is NOT recommended to have the client PC's connecting over long distances. Instead, it is recommended to have the client and server be on the same local network.



In this example we have a large number of client PC's connecting to the timeware® server all on one local network. While there are no problems if a few users at a time are connecting, it will however cause major issues if they all connect at the same time. We recommend limiting the number of clients connecting to one single server in the above set up to around 6.

# timeware® 'Simple' Server Specification

The 'Simple' server specification is a recommendation for a small business with roughly 1-3 timeware® users and a small number of employees. The recommendations are very minimalistic with little in the way of IT requirements. It uses a simple connection method whereby all client PC's have timeware® installed locally and the client PC is connected directly to the server.

## Operating System

Windows 7/ Windows Server 2008 R2 Foundation Edition or better

## CPU

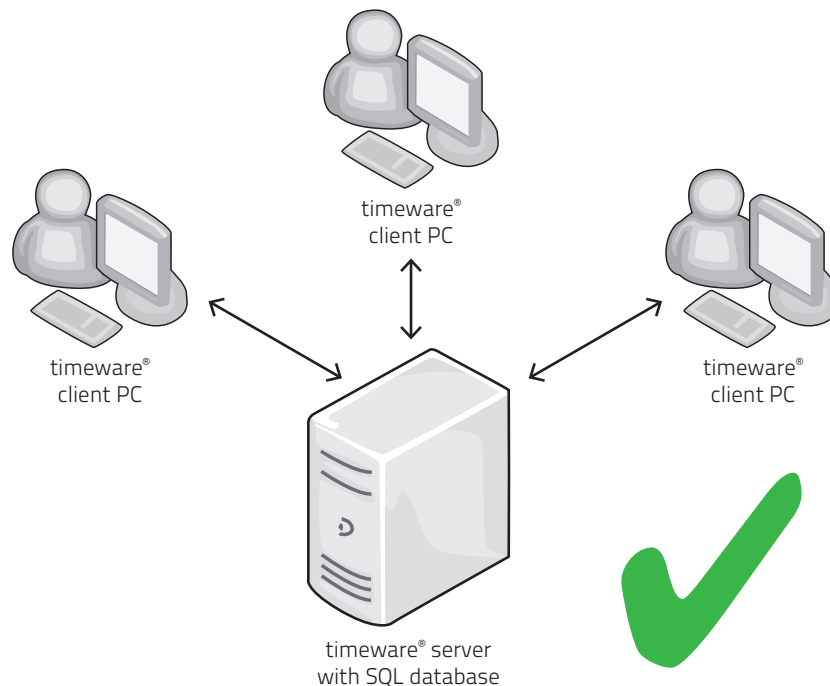
Intel Xeon Chipset

## RAM

8 GB RAM or more

## Hard Disk Drive

125 GB HDD or higher



## Pros

- Easy to set up and more likely than not, any PC in the workplace could take on this role though it must be a dedicated server.
- Requires very little in the way of IT assistance in setting this up.
- Easy to maintain.

## Cons

- Each time the software is upgraded, each individual client PC needs upgrading too.
- The timeware® server and the client PC need to be able to communicate with each other, so there may be issues where firewalls etc are involved.



# timeware® 'Standard' Server Specification

The 'Standard' server specification is a recommendation for medium sized businesses with roughly 3-12 timeware® users and a fair number of employees. The recommendations made here would require IT knowledge and assistance in setting up of certain features. It uses remote application software to allow the users to appear that they are running timeware on their PC, but actually have an instance of timeware® running on the server per user.

## Operating System

Windows Server 2008 R2 Standard Edition or better

## CPU

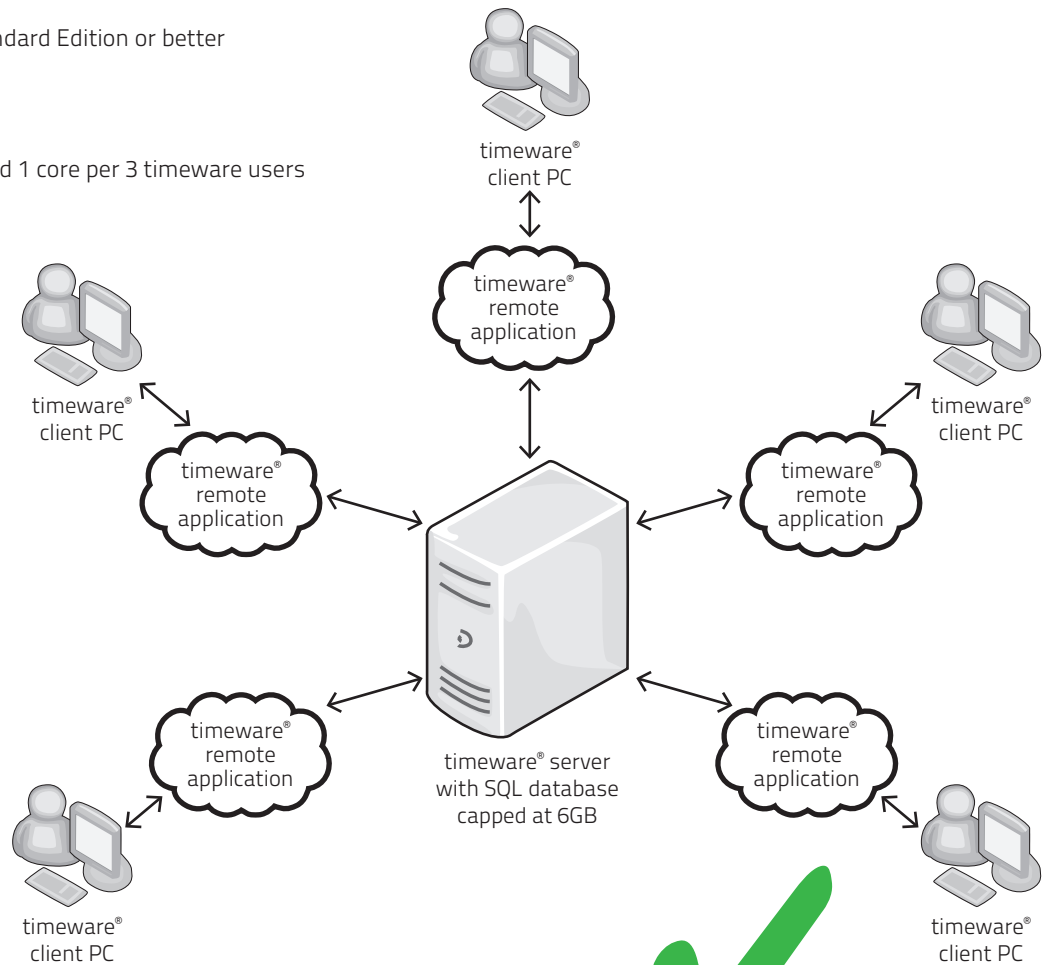
Intel Xeon Chipset – Suggested 1 core per 3 timeware users

## RAM

16 GB RAM or more

## Hard Disk Drive

125 GB HDD or higher



## Pros

- Only one physical installation of timeware® that can easily be upgraded.
- Less of a reliance on connection speeds between the client PC and the server.
- Gives the appearance of timeware® being ran on the client PC, but is in fact running on the server.

## Cons

- Remote application software is not something timeware® is responsible for setting up and IT involvement is required.



# timeware® 'Complex' Server Specification

The 'Complex' server specification is a recommendation for large businesses with 15+ users and around 1000+ employees. This recommendation made here requires IT knowledge and assistance in its setup. This recommendation utilizes two servers working side by side, one for holding the timeware® software and the other for holding the timeware® databases to allow for increased performance due to the amount of users connecting to timeware®. It uses remote application software to allow the users to appear that they are running timeware® on their PC, but actually have an instance of timeware® running on the remote application server per user.

## Operating System

Windows Server 2008 R2 Enterprise Edition

## CPU

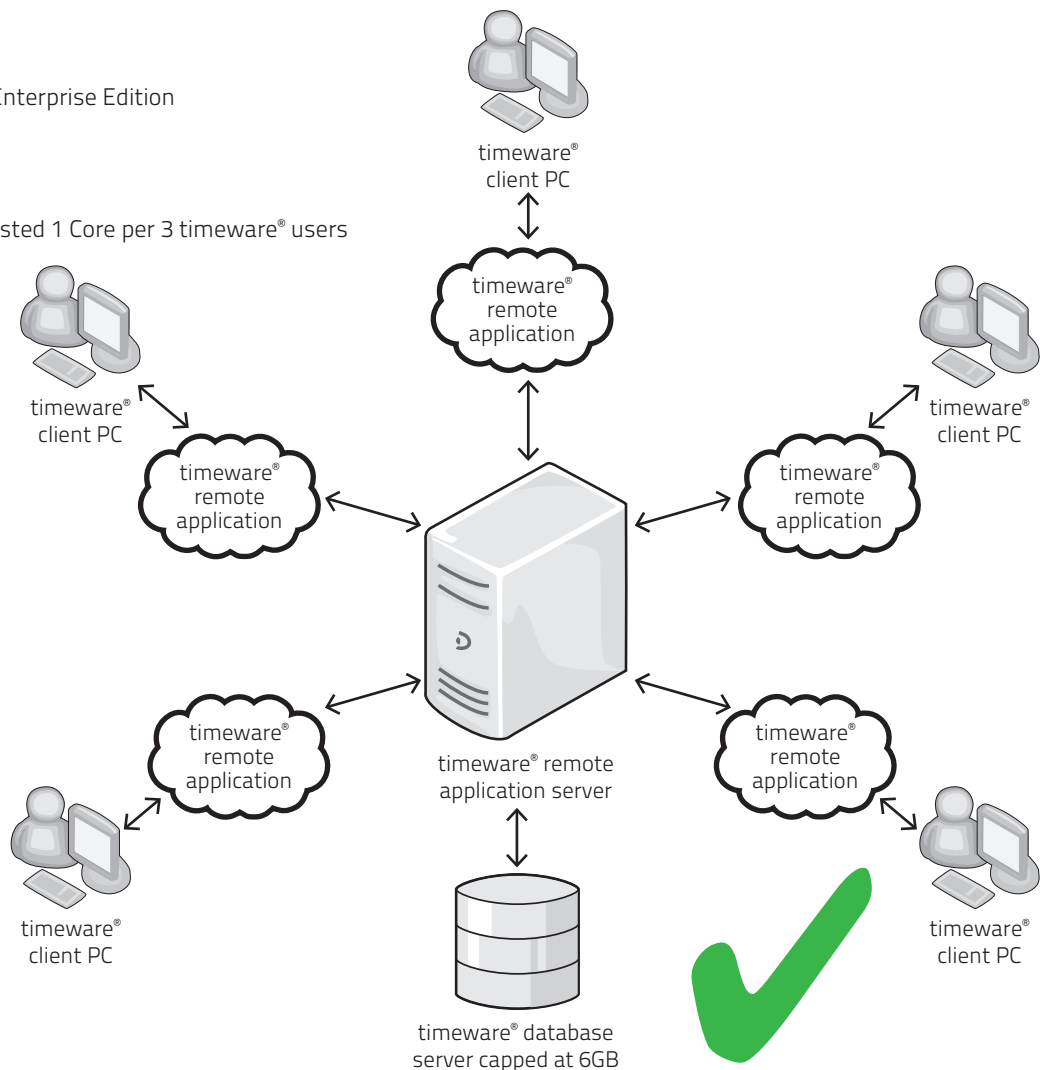
Intel Xeon Chipset – Suggested 1 Core per 3 timeware® users

## RAM

32 GB RAM or more

## Hard Disk Drive

125 GB HDD or higher



## Pros

- Only one physical installation of timeware® that can easily be upgraded.
- Less of a reliance on connection speeds between the client PC and the server.
- Gives the appearance of timeware being ran on the client PC, but is in fact running on the server.
- Faster performance of the software due to the timeware® databases being on a separate server.

## Cons

- Remote application software is not something timeware® is responsible for setting up and IT involvement is required.